

## DEHO 2 L402.

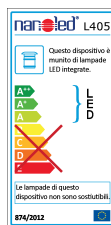
Incasto in Acciaio tornito con CREE POWER LED.  
Indicato come illuminazione d'accento o come segnapasso di servizio a pavimento o parete.  
Installabile in ambienti interni ed esterni.  
Montaggio con cassaforma.  
Ottica secondaria a scelta.  
Alimentazione: 350/500mA  
COLLEGARE IN SERIE



Turned steel recessed spot with CREE POWER LED.  
It is suitable as accent lighting or as wall or floor service steplight.  
It can be installed on indoor or outdoor locations.  
Outercasing assembly.  
Choice of secondary optic.  
Power supply: 350m/500mA  
CONNECT IN SERIES

## DEHO Q L405.

Incasto in Acciaio tornito con CREE POWER LED.  
Indicato come illuminazione d'accento o come segnapasso di servizio a pavimento o parete.  
Installabile in ambienti interni ed esterni.  
Montaggio con cassaforma.  
Ottica secondaria a scelta.  
Alimentazione: 350/500mA  
COLLEGARE IN SERIE

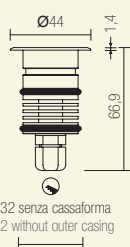


Turned steel recessed spot with CREE POWER LED.  
It is suitable as accent lighting or as wall or floor service steplight.  
It can be installed on indoor or outdoor locations.  
Outercasing assembly.  
Choice of secondary optic.  
Power supply: 350/500mA  
CONNECT IN SERIES



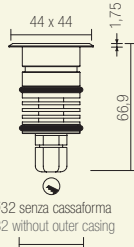
### DIMENSIONI / DIMENSIONS

L402.



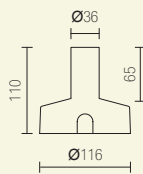
Ø32 senza cassaforma  
Ø32 without outer casing

L405.

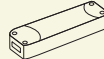


Ø32 senza cassaforma  
Ø32 without outer casing

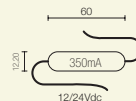
### ACCESSORI / ACCESSORIES



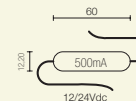
Cassaforma **548/40** pag. 290  
Outer casing 548/40 page 290



Alimentatori pag. 282  
Drivers page 282



Cable Driver **ALCD1224-350** per il collegamento in parallelo pag. 286  
ALCD1224-350 Cable Driver for parallel connection page 286



Cable Driver **ALCD1224-500** per il collegamento in parallelo pag. 286  
ALCD1224-500 Cable Driver for parallel connection page 286

### CODICI BASE / BASE CODES

L402.  
L405.

### FASCIO LUCE / LIGHT BEAM

- 15 15°
- ▲ 25 25°
- ▲ 40 40°
- ▲ 60 60°
- ▲ 80 80°

### VETRO / GLASS

- T Trasparente / Transparent
- S Sabbiato / Sandblasted
- B Bianco / White

### COLORE LED / LED COLOR

- BF 6000°K
- BN 4000°K
- BC 3000°K
- BL Blu / Blue
- VE Verde / Green
- RO Rosso / Red

### POTENZA / POWER

- 3 1x1W 350mA
- 5 1x2W 500mA

Esempio di codifica: Prodotto DEHO 2 + Fascio luce 25° + Vetro trasparente + Colore led 3000°K + Potenza 1x1W 350mA = Codice: **L402.25TBC3**  
Example of codification: Product DEHO 2 + Light beam 25° + Glass transparent + Led color 3000°K + Power 1X1W 350mA = Code: L402.25TBC3